



**STARTING UP**

Derechos reservados en todos los países signatarios de la convención internacional sobre derechos de autor. Queda hecho el depósito en los países que así lo requieran.

Prohibida la reproducción total o parcial por cualquier medio sin permiso expreso de los autores.

Titulo de la obra completa:	Natural English
Título de la obra:	Starting Up
ISBN de la obra completa:	978-958-59162-7-2
ISBN del volumen:	978-958-59162-8-9
Derechos patrimoniales:	Jesús M. Oviedo Pérez
Autores:	Jesús M. Oviedo Pérez Lenny Casas
Directora de proyecto-colección:	Zoraida Mohamed B.
Editora:	PASSCOS.A.S
Diseño y diagramación:	Carlos Daniel Rodríguez Mayorga
Colaboración:	Leonor Colmenares
Impreso en Colombia por:	Alen Impresores S.A.S.
Quinta edición:	66.000 Ejemplares
Pre impresión:	Noviembre de 2.017
Fecha de edición:	Junio de 2.017





# CONTENTS

<b>PROLOGUE</b>	<b>7</b>
<b>SCOPE AND SEQUENCE</b>	<b>9</b>
<b>WEEKLY PLANNER</b>	<b>11</b>
<b>UNIT 1</b>	
<b>MORE THAN HELLO AND GOOD BYE</b>	<b>13</b>
<b>UNIT 2</b>	
<b>THIS IS MY FAMILY</b>	<b>19</b>
<b>UNIT 3</b>	
<b>WHAT AM I WEARING TODAY?</b>	<b>23</b>
<b>UNIT 4</b>	
<b>YOUR LIFE, YOUR DAY</b>	<b>27</b>
<b>ANSWER KEY</b>	<b>31</b>








# PRÓLOGO

Bienvenido a nuestro programa de aprendizaje Natural English. A continuación encontrará una serie de ejercicios diseñados secuencialmente partiendo de conceptos básicos que le permitirán mejorar sus bases en el idioma inglés y adquirir mayor confianza para iniciar su proceso de conversación.

Esta cartilla contiene 5 tipos diferentes de ejercicios destinados a reforzar cada una de las habilidades de la lengua tales como pronunciación, lecto-escritura y comprensión auditiva.

Encontrará 4 unidades con ejemplos que lo guiarán para desarrollar los ejercicios. Cada unidad deberá ser trabajada durante una semana siguiendo las instrucciones indicadas. Para mayor facilidad, se utilizarán los siguientes símbolos que le señalarán el tipo de actividad a desarrollar:

-  Listening (Audio)
-  Reading (Lectura)
-  Repetition (Repetición)
-  Writing (Escritura)
-  Video

Ahora, le invitamos a disfrutar de este novedoso método de aprendizaje natural. Recuerde que el éxito del programa depende de la constancia y disciplina que tenga durante este proceso.

***"Debes tomar acción ahora que te mueva hacia tus metas. Desarrolla un sentido de urgencia en tu vida ."***  
-H. Jackson Brown Jr.

## MI BITÁCORA DE APRENDIZAJE

Módulo	Tiempo estimado	Tiempo limite	Fecha
Welcome Session			
Follow up 1 (Unidades 1-4)	1 mes	1 mes 1/2	
Follow up 2A (Unidades 5-9)	1 mes	1 mes 1/2	
Follow up 2B (Unidades 10-16)	2 meses	2 meses 1/2	
Follow up 3A (Unidades 17-22)	1 mes 1/2	2 meses	
Follow up 3B (Unidades 23-28)	1 mes 1/2	2 meses	
Follow up 4 (Unidades 29-36)	2 meses	2 meses 1/2	





# Starting Up

## SCOPE AND SEQUENCE

UNIT	VOCABULARY	GRAMMAR	SPEAKING AND COMMUNICATION	READING AND WRITING
<b>Unit 1</b>	<ul style="list-style-type: none"> <li>Greetings and farewells</li> <li>Alphabet</li> <li>Occupations</li> <li>Numbers</li> </ul>	<ul style="list-style-type: none"> <li>Verb to be</li> <li>Articles <i>a - an</i></li> </ul>	<ul style="list-style-type: none"> <li>Spell names</li> <li>Ask for telephone numbers and personal information</li> <li>Introduce yourself</li> <li>Say good-bye</li> </ul>	<ul style="list-style-type: none"> <li>Filling forms with personal information</li> </ul>
<b>Unit 2</b>	<ul style="list-style-type: none"> <li>Family members</li> </ul>	<ul style="list-style-type: none"> <li>Verb <i>to be</i></li> <li>Possessives adjectives</li> <li>Adjectives to describe people</li> <li>Questions with <i>who, how</i> and <i>what</i></li> </ul>	<ul style="list-style-type: none"> <li>Identify people in your family</li> <li>Talk about your family</li> </ul>	<ul style="list-style-type: none"> <li>Make descriptions of relatives.</li> </ul>
<b>Unit 3</b>	<ul style="list-style-type: none"> <li>Colors</li> <li>Clothes</li> <li>The weather</li> </ul>	<ul style="list-style-type: none"> <li>Demonstrative adjectives</li> <li>Simple present</li> <li>Verbs <i>like, have, wear</i></li> </ul>	<ul style="list-style-type: none"> <li>Ask for colors and clothes</li> <li>Describe clothes</li> </ul>	<ul style="list-style-type: none"> <li>Make a list of clothes you use in different weather conditions</li> <li>Describe the weather in your city</li> </ul>
<b>Unit 4</b>	<ul style="list-style-type: none"> <li>The time</li> <li>Daily activities</li> </ul>	<ul style="list-style-type: none"> <li>Present simple tense</li> <li>Questions with <i>when</i> and <i>what time</i></li> </ul>	<ul style="list-style-type: none"> <li>Describe what you do during the day</li> <li>Pronunciation of the third person singular <i>/s/</i></li> </ul>	<ul style="list-style-type: none"> <li>Explain how your typical day is</li> </ul>

# Gimnasia Cerebral

La Gimnasia Cerebral prepara tu cerebro para recibir lo que deseas recibir y además crea las condiciones para que el aprendizaje se realice integral y profundamente.

Una gran ventaja de los ejercicios propuestos, es que puedes practicarlos en cualquier lugar, momento y hora del día, o simplemente antes de emprender cualquier actividad que requiera concentración, pues los movimientos son sencillos y en algunos casos, requiere de tan sólo unos segundos.

Si conviertes La Gimnasia Cerebral en una rutina de activación para el aprendizaje, moviendo tu cuerpo y usando tu cerebro o tal vez efectuando un pequeño movimiento de ojos, activarás constantemente redes neuronales. Con la activación simultánea de ambos hemisferios, podrás asegurar el éxito en cualquier proceso de aprendizaje que emprendas.

## El Gancho de Cook

Estando de pie, cruza tus pies de forma que no pierdas el equilibrio, luego estira tus dos brazos hacia el frente y sepáralos el uno del otro, las palmas de tus manos deben estar hacia fuera, con los pulgares apuntando hacia abajo, luego en esa misma posición entrelaza tus manos y dedos de forma que los pulgares sigan apuntando hacia abajo y lleva lentamente tus manos entrelazadas hacia tu pecho de forma que tus codos queden abajo y tus manos unidas debajo de tu mentón.

Mientras realizas estos movimientos debes apoyar tu lengua en tu paladar, ésto hace que tu cerebro esté atento. Repite varias veces.

### Beneficios:

Causa un efecto integrador en el cerebro y ayuda a activar la corteza sensorial y motora de ambos hemisferios cerebrales. Ayuda también a tu cerebro a responder más rápido y disminuye el estrés, focalizando el aprendizaje. El Gancho de Cook es muy recomendado para realizarlo al iniciar cualquier actividad, pues ayuda a activar y conectar todas las energías del cuerpo mejorando la concentración.

## Bostezo energético

Imita un bostezo y con tus dedos da un masaje a las uniones de la mandíbula, respira profundamente, cierra los ojos y emite el sonido del bostezo. Relájate.

### Beneficios:

- Aumenta la circulación del cerebro y estimula todo el cuerpo.
- Ayuda a mover músculos faciales, lectura en voz alta y hablar en público.

# Weekly Planner

## FOLLOW UP 1

Adaptativa		
<ul style="list-style-type: none"> <li>• Revise la meta u objetivo de la unidad que se encuentra al inicio de la misma.</li> <li>• Revise su meta en términos de tiempo (bitácora), allí vera que debe avanzar una unidad por semana.</li> <li>• Inicie realizando un ejercicio de gimnasia cerebral. Puede encontrar dos sugerencias en la página 10 de este libro y puede encontrar más opciones ingresando a <a href="http://www.naturalenglish.com">www.naturalenglish.com</a></li> </ul> <p style="text-align: center;">Usted debe hacer esto todos los días.</p>		
Adquisitiva		
Día 1	Día 2	Día 3
<ol style="list-style-type: none"> <li>1. Échele un vistazo a toda la unidad que le corresponde en el libro.</li> <li>2. Vea el video de la unidad. Hágalo de 3 a 6 veces:               <ol style="list-style-type: none"> <li>a. Véalo con closed caption (1 o 2 veces)</li> <li>b. Reproduzca el audio o video y sígalo mentalmente en el libro (1 o 2 veces)</li> <li>c. Repita en voz alta mientras se reproduce el video (1 o 2 veces)</li> </ol> </li> <li>3. Escuche el audio (solo, sin video) mientras se apoya con el libro.</li> <li>4. Intentelo sin leer, solo escuchando.</li> </ol>	<ol style="list-style-type: none"> <li>1. Reproduzca video/audio mientras repite en voz alta. Lea y repita de 3 a 4 veces.</li> <li>2. Lea los recuadros azules de la unidad y desarrolle los ejercicios.</li> </ol>	<ol style="list-style-type: none"> <li>1. Reproduzca video/audio mientras repite en voz alta. Lea y repita de 3 a 4 veces.</li> <li>2. Corrija los ejercicios, las respuestas están al final del libro. En el libro digital la corrección es automática.</li> <li>3. Ingrese al App y acceda a los juegos correspondientes de la unidad. Aquí está verificando lo aprendido mientras juega.</li> </ol>
Aplicativa		
Ya está list@ para programar y asistir a su monitoria.		



# Unit 1

# MORE THAN HELLO AND GOOD BYE

"One language sets you in the corridor for life. Two languages open every door along the way."  
 "Un idioma te coloca en un pasillo por la vida. Dos idiomas te abren todas las puertas del recorrido."  
 -Frank Smith

## 1.1 Listen and repeat Escucha y repite



-Hello, my name is Karl.  
 -What's up Karl? Nice to meet you!


### My goal

**Vocabulary:** Greetings and farewells  
 Alphabet  
 Occupations  
 Numbers

**Grammar:** Verb to be  
 Articles a – an

**Speaking:** Spell names  
 Ask for telephone numbers  
 Introduce yourself  
 Say hello and good-bye

### Expand



Listen and repeat  
 Escucha y repite

Hello  
 How are you?  
 Nice to meet you  
 What is going on?  
 How do you do?



-Hi Peter, how is everything?  
 -I'm doing very well. How about you?




Good morning



Good afternoon



Good evening



Good night

## 1.2 Do it yourself Hazlo tú mismo



Use your imagination. Write the greeting that belongs to each situation  
 Usa tu imaginación. Escribe el saludo que corresponda a cada situación












## 1.3 Expand

Good bye  
 See you later  
 Take care



Listen and repeat  
 Escucha y repite

- Good-bye Tom.  
 - Bye, see you later.  
 - Ok, see you. Take care!

## 1.4 Spelling



Watch, read, listen and repeat  
Mira, lee, escucha y repite

**Aa** /eɪ/



Agent  
Agente

Armchair  
Sillón

Airplane  
Avión

**Bb** /bi/




Building  
Edificio

Bill  
Billete

Bell  
Campana

**Cc** /si/



Clock  
Reloj

Car  
Carro

Coat  
Abrigo

**Dd** /di/




Desk  
Escritorio

Dollar  
Dólar

Doughnut  
Rosquilla

**Ee** /i/



Eight  
Ocho

Elevator  
Elevador

Eye  
Ojo

**Ff** /ef/



Flag  
Bandera

Fish  
Pez

Finger  
Dedo

**Gg** /dʒi:/



Giraffe  
Jirafa

Grapes  
Uvas

Ghost  
Fantasma

**Hh** /eɪtʃ/



Hotel  
Hotel

House  
Casa

Handbag  
Bolso

**Ii** /aɪ/



I.D.  
Identificación

Intelligent  
Inteligente

Igloo  
Iglú

**Jj** /dʒeɪ/



Japan  
Japón

Jaguar  
Jaguar

Jacket  
Chaqueta

**Kk** /keɪ/



Key  
Llave

Kitchen  
Cocina

Kite  
Cometa

**Ll** /el/




Lips  
Labios

Luggage  
Equipaje

Legs  
Piernas

**Mm** /em/




Milk  
Leche

Menu  
Menú

Moon  
Luna

**Nn** /en/



Nose  
Nariz

Newspaper  
Periódico

Numbers  
Números

**Oo** /əʊ//ə/



Office  
Oficina

Orange  
Naranja

One  
Uno

**Pp** /pi:/




Pipe  
Pipa

Policeman  
Policía

Park  
Parque

**Qq** /kju:/




Question  
Pregunta

Quarter  
Cuarto

Queen  
Reina

**Rr** /ɑ:r/



Restaurant  
Restaurante

Receptionist  
Recepcionista

River  
Río

**Ss** /ɛs/



Sandwich  
Sándwich

Sofa  
Sofá

Street  
Calle

**Tt** /ti:/



Toothpaste  
Pasta dental

Taxi  
Taxi

Trees  
Árboles

**Uu** /ju: /




Uniform  
Uniforme

Umbrella  
Sombrilla

Unicorn  
Unicornio

**Vv** /vi: /



Vacation  
Vacaciones

Vegetables  
Verduras

Vase  
Jarrón

**Ww** /'dʌb.l̩.ju: /



Window  
Ventana

Waitress  
Mesera

Wine  
Vino

**Xx** /eks /



X-ray  
Rayos X

Xylophone  
Xilófono

Xerox  
Xerox

**Yy** /wai /



Yo-yo  
Yo-yo

Yellow  
Amarillo

Yogurt  
Yogur

**Zz** /zi: /




Zoo  
Zoológico

Zebra  
Cebra



Zig-zag  
Zig-zag

**1.5 Listen**  
Escucha



-  -Excuse me, can you spell your name for me?
- Sure, my name is Laura. It is L-A-U-R-A.
- And, what is your occupation?
- I am an engineer.
- Thank you very much, your application is now complete.



**1.6 Listen and fill in the blanks**  
Escucha y llena los espacios en blanco

  Hello my first name is  and my last name is Phillips,           . I work as an architect. My husband is Tom,    and he is a doctor. We are from Los Angeles  .

**1.7 Listen again and check your answers**  
Escucha nuevamente y corrige tus respuestas

-   1. Is Mary a secretary?
- 2. Is Mary an engineer?
- 3. Is Tom a dentist?
- 4. Is Tom a doctor?
- 5. Are they from New York?

**The Verb To Be**

Affirmative		Negative	
I am	I'm	I am not	I'm not
You are	You're	You are not	You aren't
He is	He's	He is not	He isn't
She is	She's	She is not	She isn't
It is	It's	It is not	It isn't
We are	We're	We are not	We aren't
You are	You're	You are not	You aren't
They are	They're	They are not	They aren't

1.8

Answer the following questions

Responde las siguientes preguntas

- 1. What is her name?
- 2. What is her profession?
- 3. What is Tom's profession?

1.9

The numbers

Los números

Listen and repeat  
Escucha y repite

0 Zero	12 Twelve	24 Twenty four	120 One hundred twenty	1.000 One thousand
1 One	13 Thirteen	25 Twenty five	130 One hundred thirty	2.000 Two thousand
2 Two	14 Fourteen	30 Thirty	140 One hundred forty	3.000 Three thousand
3 Three	15 Fifteen	40 Forty	150 One hundred fifty	4.000 Four thousand
4 Four	16 Sixteen	50 Fifty	200 Two hundred	5.000 Five thousand
5 Five	17 Seventeen	60 Sixty	300 Three hundred	10.000 Ten thousand
6 Six	18 Eighteen	70 Seventy	400 Four hundred	100.000 One hundred thousand
7 Seven	19 Nineteen	80 Eighty	500 Five hundred	1'000.000 One million
8 Eight	20 Twenty	90 Ninety	600 Six hundred	1'100.000 One million one hundred
9 Nine	21 Twenty one	100 One hundred	700 Seven hundred	
10 Ten	22 Twenty two	110 One hundred ten	800 Eight hundred	
11 Eleven	23 Twenty three		900 Nine hundred	

1.10

Complete the information by following the conversation

Completa la información siguiendo la conversación



1.11

What do you do?


¿Qué haces?

Watch, listen and repeat  
Mira, escucha y repite

 A student	 A teacher	 A doctor	 A secretary	 A sales agent
 A policeman	 An accountant	 An artist	 A singer	 A manager





 What do you do?  
I am

## 1.12 Use of the articles A and An

El uso de los artículos A y An

Articles **a** - **an** are used for singular nouns. We use **a** before a consonant sound (*b, c, f, m, p...*). We use **an** before a vowel sound (*a, e, i, o, u*).

e.g. **A** teacher  
**An** artist  
Beyoncé is **a** singer and **a** dancer.  
I am **a** student.  
Michael Jordan is **an** athlete.


Los artículos **a** - **an** se utilizan para sustantivos singulares. Usamos **a** antes de un sonido consonante (*b, c, f, m, p...*). Usamos **an** antes de un sonido vocálico.

**Ejemplo:** **A** teacher (Un profesor)  
**An** artist (Un artista)  
Beyoncé es **una** cantante y **una** bailarina.  
Yo soy **un** estudiante.  
Michael Jordan es **un** deportista.

## Select the correct word or words to complete the statement


Selecciona la o las palabras para completar la frase

1. I am a student / an student / students
2. Carl is a police / a police / police
3. We are a teachers / teachers / an teacher
4. She is an artist / a artist / artist
5. They are engineers / an engineer / a engineers



## 1.13 Do it yourself

Hazlo tú mismo

 What is your occupation?  
I am a / an



He is an architect



### Draw the profession according to the sentence

*Dibuja la profesión de acuerdo al enunciado*



He is a policeman



He is an artist



He is a builder



She is a secretary



She is a dancer

1.14

### Fill out the forms

*Completa las formas*



Your information here:

**e-mail application form**



First Name

Last Name

Occupation

Phone Number

A classmate's information here:

**e-mail application form**



First Name

Last Name

Occupation

Phone Number



Let's play and practice

*Juguemos y practiquemos*

Vocabulary  
Game

Listening  
Game

Spelling  
Game

Grammar  
Game

# Unit 2

# THIS IS MY FAMILY

"The limits of my language means the limits of my world."

"Los límites de mi idioma son los límites de mi mundo."

-Ludwig Wittgenstein

## 2.1 Read, listen and watch

Lee, escucha y mira



My name is Adam Hill and I have a nice family. My **mother** is Mary Hill and she is a teacher. My **father** is John Hill and he is a businessman. My **sister** Tania and my **brother** Walter study with me at the same school, we also have a dog. My **aunt** Sara is an artist and my **uncle** is a taxi driver. He has a **wife**, she is Lisa and my **cousins** are Tom and Emily.

### My goal

**Vocabulary:** Family members

Adjectives to describe people

**Grammar:** Verb To Be

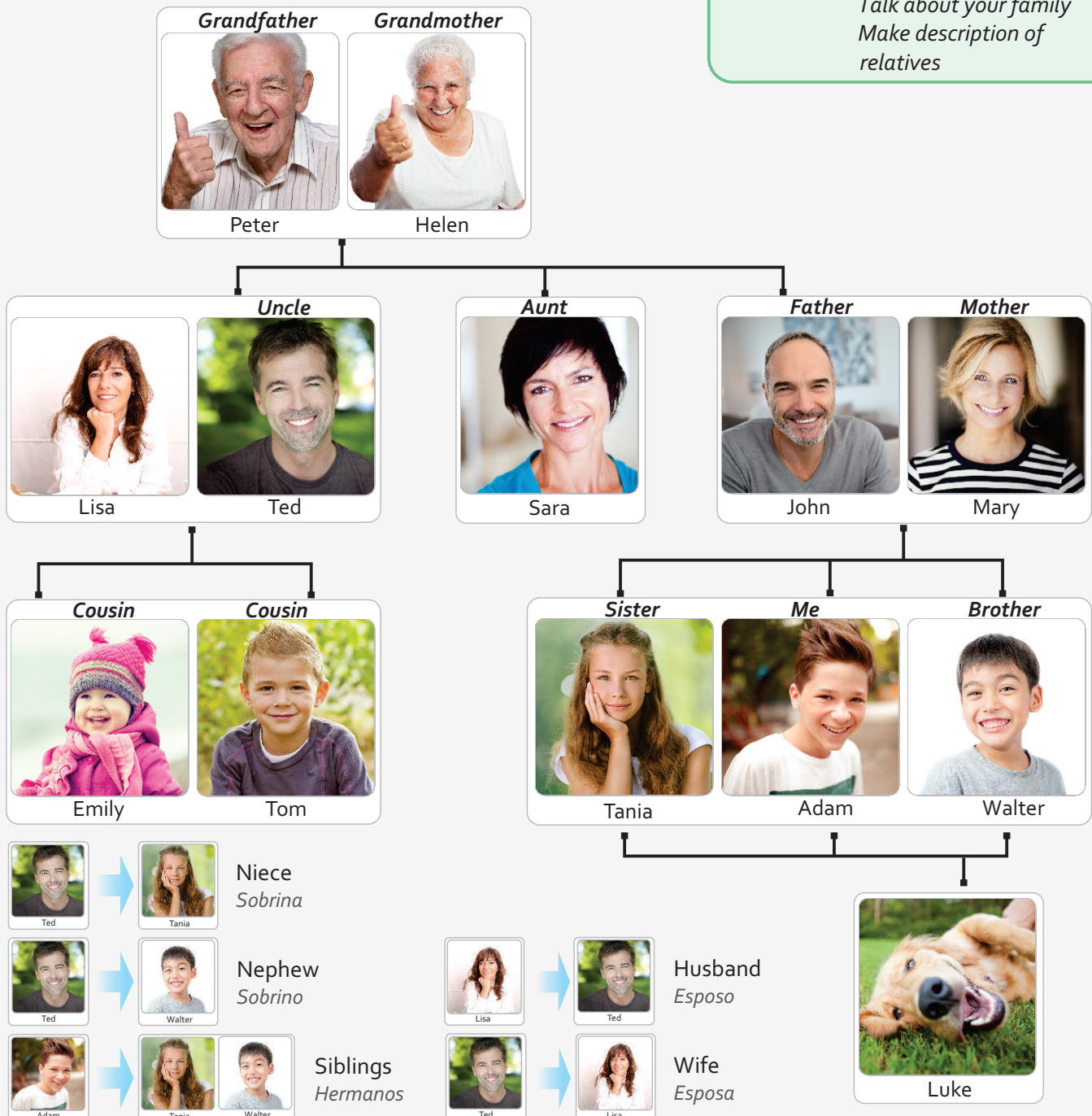
Possessive Adjectives

Use of *who, how and what*

**Speaking:** Identify people in your family

Talk about your family

Make description of relatives



## 2.2 Reading comprehension

Comprensión de lectura



Check True or False

Marca Verdadero o Falso

1. John and Mary have three children
2. Peter and Helen have four grandchildren
3. Lisa and Ted are siblings
4. Sara has four nephews
5. Peter and Helen have four children

t f

<input type="checkbox"/>	<input type="checkbox"/>
<input type="checkbox"/>	<input type="checkbox"/>
<input type="checkbox"/>	<input type="checkbox"/>
<input type="checkbox"/>	<input type="checkbox"/>
<input type="checkbox"/>	<input type="checkbox"/>

## 2.3 What about you?

Acerca de ti



Complete the chart with your information

Completa el cuadro con tu información

I have...	<input type="text"/> brother(s)	<input type="text"/> aunt(s)	<input type="text"/> niece(s)
	<input type="text"/> sister(s)	<input type="text"/> uncle(s)	<input type="text"/> nephew(s)
	<input type="text"/> siblings	<input type="text"/> cousin(s)	<input type="text"/> children

## 2.4 Personal Pronouns and Possessive Adjectives

Pronombres Personales y Adjetivos Posesivos

Pronoun + Verb		Possessive Adjectives + Noun	
I	I am Adam	My	My mother is Mary
You	You are <input type="text"/>	Your	Your name is <input type="text"/>
He	He is Peter	His	His parents are Peter and Helen
She	She is Mary	Her	Her husband is John
It	It is a pet / dog	Its	Its name is Luke
We	We are a couple	Our	Our children are Tania and Walter
They	They are a family	Their	Their last name is Hill



### Important

We can add 's when we use a proper noun instead of a *possesive adjective*.

e.g.

**Mary's** husband is Jhon → **Her** husband is Jhon  
**Jhon's** parents are Peter and Helen → **His** parents are Peter and Helen


### Importante

Podemos agregar un 's cuando usamos un nombre propio en lugar de un *adjetivo posesivo*.

ejemplo:

El esposo **de María** es Juan → **Su** esposo es Juan  
 Los padres **de Juan** son Pedro y Helena → **Sus** padres son Pedro y Helena

**2.5 Do it yourself**  
Hazlo tú mismo

 Answer the questions using possessives adjectives  
*Responde a las preguntas usando adjetivos posesivos*


1. Who is Mary's husband?
2. Who is John's mother?
3. Who is Sara's father?
4. Who is Walter's sister?
5. Who is July's grandmother?

WHO?  
«————»  
¿QUIÉN?

WHAT?  
«————»  
¿QUÉ?  
¿CUÁL?

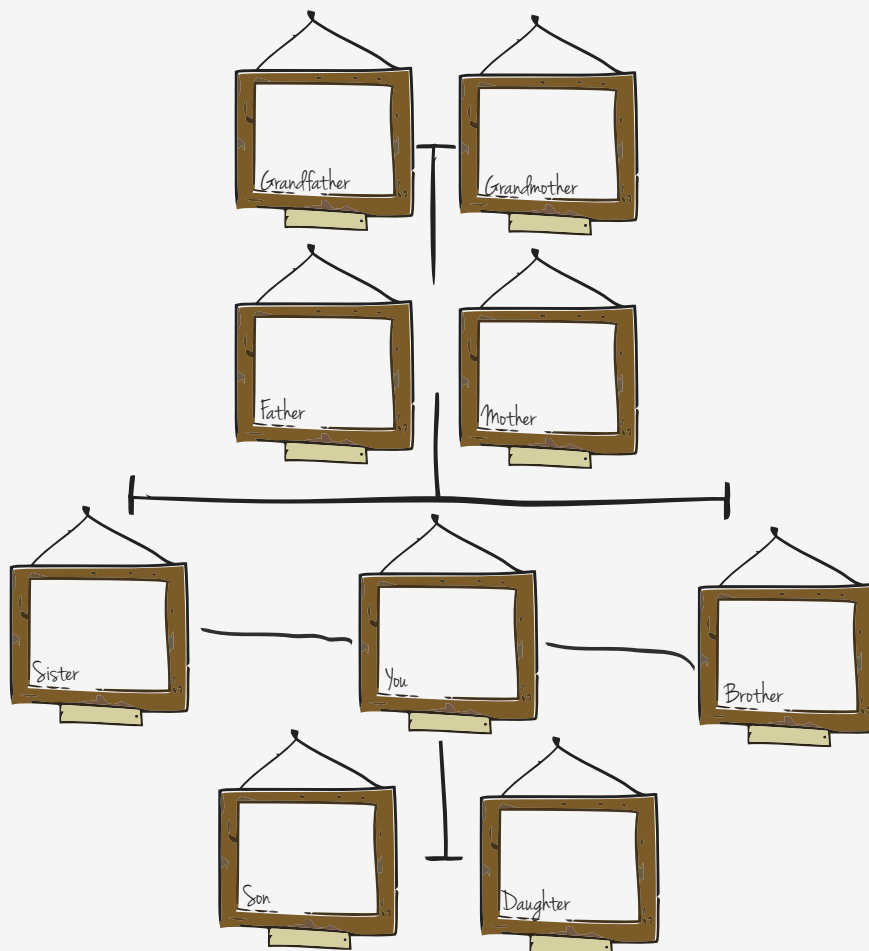


**2.6 Match the question with the correct answer**  
*Une la pregunta con la respuesta correcta*

- |   |  |
|---|--|
| <p> 1. What is Mary's profession?</p> <p>2. What is Sara's profession ?</p> <p>3. What is Ted's occupation ?</p> <p>4. What is Walter and Tania's occupation?</p> <p>5. What does John do?</p> | <p>a. He is a taxi driver.</p> <p>b. They are students.</p> <p>c. She is a teacher.</p> <p>d. She is an artist.</p> <p>e. He is a businessman.</p> |
|---|--|

**2.7 What about you?**  
*Acerca de ti*

 Identify and draw your family members  
*Identifica y dibuja a los miembros de tu familia*



2.8 What about you?  
Acerca de ti

Now, write about your family  
Ahora, escribe acerca de tu familia

1. My mother is
2. My father is
3. My sister (s)
4. My brother(s)
5. My grandmother
6. My son (s)
7. My daughter(s)
8. My grandparents are
9. My parents
10. My siblings
11. My children

2.9 Adjectives  
Adjetivos

Listen and repeat  
Escucha y repite



2.10 Expand

Listen and complete the sentences  
Escucha y completa las oraciones

1. My  is 75 years old, and my  too. They are .
2. My , Emily, is 3 years old. She is very .
3. My  is Mary. She is  and my father is .
4. My  Ted is , but his , Lisa, is very .



2.11 Do it yourself  
Hazlo tú mismo

Complete the questions and write the answers  
Completa las preguntas y escribe las respuestas

1.  How old is  your mother?  
 She is 32 years old.
2.  Tania's grandparents?
3.  your brother / sister?
4.  is Lisa's daughter?
5.  are your parents?

How old...

How old { is } he / Peter?  
                  {    } she / Emily?  
                  { are } they / your grandparents?

He **is 75 years old**  
She **is 3 years old**  
My grandparents **are 75 years old**

Let's play and practice  
Juguemos y practiquemos

Vocabulary  
Game

Listening  
Game

Spelling  
Game

Grammar  
Game

# Unit 3

# WHAT AM I WEARING TODAY?

"Learning is not a spectator sport."

"El aprendizaje no es un deporte de espectadores."

-D. Blocher

## 3.1 Expand



Watch, read, listen and repeat  
Mira, lee, escucha y repite



He is wearing a **blue shirt**



She is wearing a **red dress**



He is wearing a **green jacket**



She is wearing a **yellow sweater**



She is wearing a **brown skirt**



He is wearing **black shoes**



He is wearing **gray pants**



She is wearing **white sneakers**



She is wearing an **orange blouse**



She is wearing a **purple t-shirt**



They are wearing **suits**

## My goal

**Vocabulary:** Colors, clothes and the weather

**Grammar:** Demonstrative adjectives  
Simple present  
Verbs: like, have and wear





**Speaking:** Talk about colors and clothes. Describe clothes

## 3.2 What about you?

Acerca de ti

Answer the question and draw what you are wearing now  
Responde la pregunta y dibuja lo que estas vistiendo ahora

What are you wearing today?



## Simple Present Tense

El tiempo Presente Simple

I  
You  
We  
They

{ like  
have  
wear }

→ I **like** your skirt  
We **have** brown shoes

She  
He  
Sara  
Peter

{ likes  
has  
wears }

→ She **likes** red dresses  
Peter **has** a blue shirt

### 3.3 Complete the sentences with the correct form of the verb

Completa las oraciones con la forma correcta del verbo

1. She  (like) brown jackets.
2. He  (wear) a uniform to work.
3. Lisa and Sara  (have) a big closet.
4. Peter  (like) my jacket.
5. Frank and Bill  (wear) white shorts to play soccer.
6. Jane  (have) nice clothes.

### 3.4 Read and listen

Lee y escucha



- I really like this store, there are beautiful clothes here.
- Oh yes, I like that blue dress over there.
- And I like those blue shoes.
- Let's ask the clerk if he can help us.

#### Demonstratives This, That, These, Those

	Close Cerca	Far Lejos
Singular	This Este / esta 	That Ese / esa 
Plural	These Estos / estas 	Those Esos / esas 


### 3.5 Do it yourself

Hazlo tú mismo

- Write the correct demonstrative adjective (this, that, these or those) following the pictures  
Escribe el adjetivo demostrativo correcto (this, that, these or those) según las imágenes









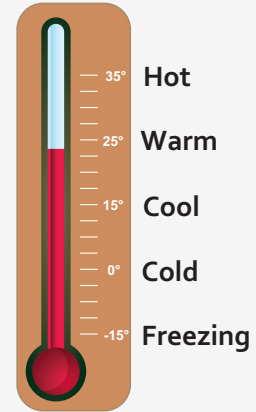






**3.6 How is the weather?**  
¿Cómo está el clima?

  Listen and repeat  
Escucha y repite




**3.7 Read and listen to the weather forecast**  
Lee y escucha el pronóstico del tiempo



Good morning from Miami, this is your weather forecast for this week. The weather is usually hot during this time of the year, but this week we are going to have some heavy rain, so take your umbrellas with you.

**3.8 How about you?**  
Ahora tú

 How is the weather in your city? Describe it  
¿Cómo es el clima de tu ciudad? Descríbelo

●	
●	
●	
●	
●	
●	
●	
●	
●	
●	

**3.9 When do you wear...?**  
¿Cuándo usas...?

 Complete the affirmative sentences  
Completa las oraciones afirmativas



I wear a coat when...  
it's cold.



I wear sunglasses when...  
\_\_\_\_\_



I wear a raincoat when...  
\_\_\_\_\_



I wear a bikini when...  
\_\_\_\_\_



I wear boots when...  
\_\_\_\_\_



I wear a scarf when...  
\_\_\_\_\_



I wear sandals when...  
\_\_\_\_\_

### 3.10 Expand



Listen and complete the missing information  
Escucha y completa la información que hace falta



- In \_\_\_\_\_ the temperature is between 10° to 20°. It is usually \_\_\_\_\_ and it is \_\_\_\_\_ almost every day.
- In \_\_\_\_\_ the temperature is between 25° to 40° most likely a dry season, not so much \_\_\_\_\_. With \_\_\_\_\_ days where temperature raises even more.
- In \_\_\_\_\_ the temperature drops and gets cold. Vegetation starts to die. It is also \_\_\_\_\_ and \_\_\_\_\_.
- In \_\_\_\_\_ the temperature is usually around (zero) 0°, it is very \_\_\_\_\_ and there are occasional \_\_\_\_\_ storms.

### 3.11 Listen and read

Escucha y lee



- I am ready!
- Are you going to New York, right?
- Yes, I have everything packed. Shorts, t-shirts, sandals... necessary clothes for summer.
- But, you should pack some sweaters, too. It's cold these days.
- Oh, you're right! Thanks.

### 3.12 Do it yourself

Hazlo tú mismo



Advise Peter, John and Lucy about the clothes they have to pack for vacation  
Aconseja a Pedro, Juan y Lucía sobre la ropa que tienen que empacar para sus vacaciones



Costa Rica Rainforest

Temperature: 28°  
Conditions: humid, hot, rainy  
I should pack:



Panama Beaches

Temperature: 30°  
Conditions: hot, sunny  
I should pack:



Winter in New York

Temperature: -3°  
Conditions: cold, snowy, windy  
I should pack:



Let's play and practice  
Juguemos y practiquemos

Vocabulary  
Game

Listening  
Game

Spelling  
Game

Grammar  
Game


# Unit 4

# YOUR LIFE, YOUR DAY

"With languages, you are at home anywhere"  
 "Con idiomas estas en casa en cualquier lugar."


-Edward De Waal

## 4.1 Expand

 Read and identify the words in colors  
 Lee e identifica las palabras en colores

### friend finder

Search



Hi, I **am** Charlie. I **am** student of Natural English. I **always get up** at 7:30 am. I **work** from 9:00 am to 5:00 pm. I **usually go** to English class after 6:00 pm. When I don't **go** to English class, I **do** my weekly planner at home.

 Verb

 Adverb of Frequency

## My goal

**Vocabulary:** The time  
 Daily activities

**Grammar:** Present Simple Tense  
 Questions with when and what time

**Fluency** Describe what you do during the day

**Pronunciation:** Pronunciation of the third person singular /s/

## 4.2 Read, listen and repeat


Lee, escucha y repite




get up



take a shower



brush my teeth



brush my hair



shave




put on makeup



have breakfast



go to school or work




drive




take a bus or cab




have lunch



study



come home




listen to music



watch TV



cook dinner




get undressed



read



check my e-mail



go to bed

### 4.3 How about you?

Ahora tú

 Complete the chart with your information  
Completa el cuadro con tu información

How often do you...?

1. Take a shower
2. Check your e-mail
3. Read
4. Brush your teeth
5. Shave

#### Frequency

**1 time = once**  
a day / week / month / year  
**2 times = twice**  
a day / week / month / year  
**3, 4, 5, ... times**  
a day / week / month / year

### 4.4 Simple Present

Presente Simple

Do { I  
You  
We  
They

(?) **Do** you work at a hotel?  
¿Trabajas en un hotel?

(+) **Yes, I do.**  
Sí, así es.  
Yes, I **work** at a hotel.  
Sí, yo trabajo en un hotel.

(-) **No, I don't.**  
No, no es así.  
No, I **don't** work at a hotel.  
No, yo no trabajo en un hotel.

Does { He  
She  
It

(?) **Does** she speak English?  
¿Ella habla inglés?

(+) **Yes, she does.**  
Sí, así es.  
Yes, she **speaks** English.  
Sí, ella habla inglés.

(-) **No, she doesn't.**  
No, no es así.  
No, she **doesn't** speak English.  
No, ella no habla inglés.

### 4.5 Do it yourself

Hazlo tú mismo

 Complete the sentences with the correct auxiliary  
Completa las oraciones con el auxiliar correcto

e.g.  **Do** you like chicken?  
No, I  **don't** like chicken. I prefer tuna.

1.  he study at the University?  
Yes, he .

2.  you want an aspirin?  
Yes, I  an aspirin.

3.  she read the newspaper everyday?  
Yes, she  the newspaper everyday.

4.  you have an umbrella?  
No, we .

5.  they play soccer on Saturdays?  
Yes, they  soccer on Saturdays.




Tuna



Newspaper



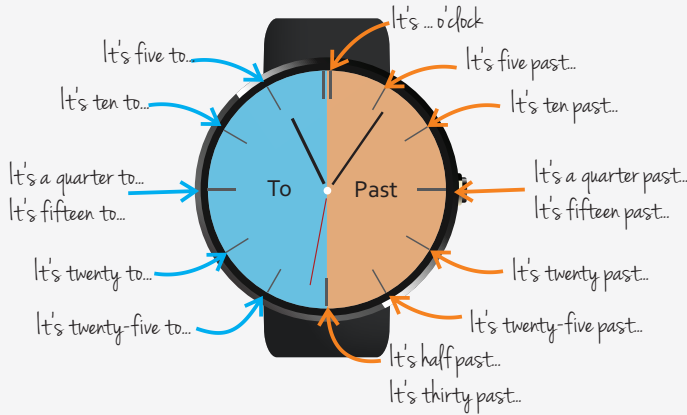
Umbrella



Soccer

4.6

The time  
La hora



**3:00**  
It's three o'clock

**4:15**  
It's a quarter past four

**3:30**  
It's half past three

**3:40**  
It's twenty to four

4.7

Do it yourself  
Hazlo tú mismo



Listen and complete the time  
Escucha y completa la hora

1. It is  . Jhon studies from  p.m. to  . So, right now, he is at school.

2. It's  . I have breakfast at  a.m. every day. So, I'm having breakfast right now.

3. It's  . Paul and Laura make the bed at  so, they are making the bed now.

4. It's  . I usually go to work at  in the morning. So, right now, I'm going to my office.

5. It's  . My wife takes our children to dance classes at  . So, she is taking our children to the dance class now.

4.8

Do it yourself  
Hazlo tú mismo



Complete the sentence with the correct form of the verbs below  
Completa las frases con la forma correcta de los siguientes verbos

Get up   Brush   Go   Cook   Check   Watch   Drive

- Karen  at 5:00 a.m. She  her hair after the shower, she usually  her car to go to work.
- Charlie  dinner at home. Then, he  TV and practices English.
- Mary  to Natural English everyday.
- Peter and Jhon  their e-mails at the office.

4.9

How about you?

Ahora tú



Draw and write your routine  
Dibuja y escribe tu rutina

Preposition of time *in*

We use preposition <b>in</b> for the words: <i>morning, afternoon and evening</i>	<i>Usamos la preposición in con las palabras: morning, afternoon and evening</i>
---	--

In the morning

In the afternoon

Preposition of time *at*

We use preposition <b>at</b> for the words: <i>night, midnight and midday</i>	<i>Usamos la preposición at con las palabras: night, midnight and midday</i>
---	--

At night

4.10

Do it yourself

Hazlo tú mismo



Listen and complete the missing information  
Escucha y completa la información



I am Charlie, I \_\_\_\_\_ every day, I \_\_\_\_\_ English and in my free time, I \_\_\_\_\_ my e-mail and social networks. I live with my sister Emma. She always \_\_\_\_\_ dinner for me. She is a nurse, she \_\_\_\_\_ at the hospital. She usually \_\_\_\_\_ to work. We like to \_\_\_\_\_ movies and \_\_\_\_\_ videogames. We \_\_\_\_\_ English and sing karaoke.

4.11

How about you?

Ahora tú



Answer the following questions with your own information  
Responde las siguientes preguntas con tu información

1. When do you go to English class?
2. What time do you go to work?
3. What time do you take a shower?
4. What time do you go to bed?

What time

<b>What time</b> asks about the hour.	<b>What time</b> se usa para preguntar la hora.
---------------------------------------	---

<i>I go to English class at 5:00 p.m.</i>	<i>Yo voy a clase de inglés a las 5:00 p.m.</i>
---	---

# ANSWER KEY

## Unit 1

### 1.2 Do it yourself *Hazlo tú mismo*



Good night



Good morning



Good afternoon



Nice to meet you



Good evening

### 1.6 Listen and fill in the blanks *Escucha y llena los espacios en blanco*



Hello my first name is  and my last name is Phillips, **P h i l l i p s**. I work as an architect. My husband is Tom, **T o m** and he is a doctor. We are from Los Angeles **L A**.

### 1.7 Listen again and check your answers *Escucha nuevamente y corrige tus respuestas*



1. Is Mary a secretary?
2. Is Mary an engineer?
3. Is Tom a dentist?
4. Is Tom a doctor?
5. Are they from New York?

### 1.8 Answer the following questions *Responde las siguientes preguntas*



1. What is her name?
2. What is her profession?
3. What is Tom's profession?



### 1.10 Complete the information by following the conversation *Completa la información siguiendo la conversación*



**1.12** Select the correct word or words to complete the statement  
*Selecciona la o las palabras para completar la frase*

- 1. I am **a student** / an student / students
- 2. Carl is an police / **a police** / police
- 3. We are a teachers / **teachers** / an teacher
- 4. She is **an artist** / a artist / artist
- 5. They are **engineers** / an engineer / a engineers

**1.13** Do it yourself  
*Hazlo tú mismo*



# Unit 2

**2.2** Reading comprehension  
*Comprensión de lectura*

Check True or False  
*Marca Verdadero o Falso*

- |  |                                     |                                     |
|--|-------------------------------------|-------------------------------------|
|  | t                                   | f                                   |
| 1. John and Mary have three children       | <input checked="" type="checkbox"/> | <input type="checkbox"/>            |
| 2. Peter and Helen have four grandchildren | <input type="checkbox"/>            | <input checked="" type="checkbox"/> |
| 3. Lisa and Ted are siblings               | <input type="checkbox"/>            | <input checked="" type="checkbox"/> |
| 4. Sara has four nephews                   | <input type="checkbox"/>            | <input checked="" type="checkbox"/> |
| 5. Peter and Helen have four children      | <input type="checkbox"/>            | <input checked="" type="checkbox"/> |

**2.5** Do it yourself  
*Hazlo tú mismo*

Answer the questions using possessives adjectives  
*Responde a las preguntas usando adjetivos posesivos*

- 1. Who is Mary's husband?
- 2. Who is John's mother?
- 3. Who is Sara's father?
- 4. Who is Walter's sister?
- 5. Who is July,s grandmother?

**2.6** Match the question with the correct answer  
*Une la pregunta con la respuesta correcta*

- |   |                         |
|---|-------------------------|
| c 1. What is Mary's profession?             | a. He is a taxi driver. |
| d 2. What is Sara's profession ?            | b. They are students.   |
| a 3. What is Ted's occupation ?             | c. She is a teacher.    |
| b 4. What is Walter and Tania's occupation? | d. She is an artist.    |
| e 5. What does John do?                     | e. He is a businessman. |



## 2.10 Expand

-   Listen and complete the sentences  
*Escucha y completa las oraciones*

1. My **grandfather** is 75 years old, and my **grandmother** too. They are **old**.
2. My **cousin** Emily, is 3 years old. She is very **young**.
3. My **mother** is Mary. She is **pretty** and my father is **handsome**.
4. My **uncle** Ted is **short**, but his **wife**, Lisa, is very **tall**.



## 2.11 Do it yourself

*Hazlo tú mismo*

-  Complete the questions and write the answers  
*Completa las preguntas y escribe las respuestas*

1. **How old is** your mother?  
*She is 32 years old.*
2. **How old are** Tania's grandparents?  
*They're/they are 75 years old*
3. **How old is** your brother / sister?  
*Respuesta abierta*
4. **How old is** Lisa's daughter?  
*She is / she's 3 years old*
5. **How old are** are your parents?  
*Respuesta abierta*

# Unit 3


## 3.3 Complete the sentences with the correct form of the verb

*Completa las oraciones con la forma correcta del verbo*

1. She **likes** (like) brown jackets.
2. He **wears** (wear) a uniform to work.
3. Lisa and Sara **have** (have) a big closet.
4. Peter **likes** (like) my jacket.
5. Frank and Bill **wear** (wear) white shorts to play soccer.
6. Jane **has** (have) nice clothes.

## 3.5 Do it yourself

*Hazlo tú mismo*

-  Write the correct demonstrative adjective (this, that, these or those) following the pictures  
*Escribe el adjetivo demostrativo correcto (this, that, these or those) según las imágenes*



That



Those



This



That / Those

### 3.9 When do you wear...? ¿Cuándo usas...?

 Complete the affirmative sentences  
Completa las oraciones afirmativas

						
I wear a coat when... it's cold.	I wear sunglasses when... <b>it's sunny</b>	I wear a raincoat when... <b>it's raining</b>	I wear a bikini when... <b>it's hot</b>	I wear boots when... <b>it's raining</b>	I wear a scarf when... <b>it's cold / foggy / windy / snowy</b>	I wear sandals when... <b>it's hot / sunny</b>

### 3.10 Expand

  Listen and complete the missing information  
Escucha y completa la información que hace falta

- In **spring** the temperature is between 10° to 20°. It is usually **cool** and it is **raining** almost every day.
- In **summer** the temperature is between 25° to 40° most likely a dry season, not so much **rain**. With **sunny** days where temperature raises even more.
- In **fall** the temperature drops and gets cold. Vegetation starts to die. It is also **rainy** and **windy**.
- In **winter** the temperature is usually around 0°, it is very **cold** and there are occasional **snow** storms.

## Unit 4

### 4.5 Do it yourself Hazlo tú mismo

 Complete the sentences with the correct auxiliary  
Completa las oraciones con el auxiliar correcto

- Does** he study at the University?  
Yes, he **does**.
- Do** you want an aspirin?  
Yes, I **want** an aspirin.
- Does** she read the newspaper everyday?  
Yes, she **reads** the newspaper everyday.
- Do** you have an umbrella?  
No, we **don't**.
- Do** they play soccer on Saturdays?  
Yes, they **play** soccer on Saturdays.

## 4.7

## Do it yourself

Hazlo tú mismo



Listen and complete the time

Escucha y completa la hora



1. It is **3:30**. Jhon studies from **12:00** p.m. to **4:00**. So, right now, he is at school.



2. It's **6:15**. I have breakfast at **6.15** a.m. every day. So, I'm having breakfast right now.



3. It's **9:30**. Paul and Laura make the bed at **9:30** so, they are making the bed now.



4. It's **7:30**. I usually go to work at **7:25** in the morning. So, right now, I'm going to my office.



5. It's **3:45**. My wife takes our children to dance classes at **3:30**. So, she is taking our children to the dance class now.

## 4.8

## Do it yourself

Hazlo tú mismo



Complete the sentence with the correct form of the verbs below

Completa las frases con la forma correcta de los siguientes verbos

Get up    Brush    Go    Cook    Check    Watch    Drive

- Karen **gets up** at 5:00 a.m. She **brushes** her hair after the shower, she usually **drives** her car to go to work.
- Charlie **cooks** dinner at home. Then, he **watches** TV and practices English.
- Mary **goes** to Natural English everyday.
- Peter and Jhon **check** their e-mails at the office.

## 4.10

## Do it yourself

Hazlo tú mismo




Listen and complete the missing information


Escucha y completa la información

I am Charlie, I **work** every day, I **study** English and in my free time, I **check** my e-mail and social networks. I live with my sister Emma. She always **cooks** dinner for me. She is a nurse, she **works** at the hospital. She usually **drives** to work. We like to **watch** movies and **play** videogames. We **study** English and sing karaoke.






PROPERTY OF:







PROPERTY OF:

